

# Sanlixin Solenoid Valve

## DMF-Z right angle type latching solenoid valve

### Product Purpose

Pulse solenoid valve (also called diaphragm valve), it is the "switch". Injection control instrument by pulse output signal of the control of the the filter bag one row (room) injection out dust. Make the resistance of the filter to keep in the scope of the set inside, in order to ensure that the filter processing power and dust collecting efficiency.

DMF-Z type pulse valve as right Angle type valve, The Angle between import and export is 90°, Suitable for air bag dust and the installation of the wind spray connection. Airflow unobstructed, can to meet the requirements of the clear grey gas pulse.



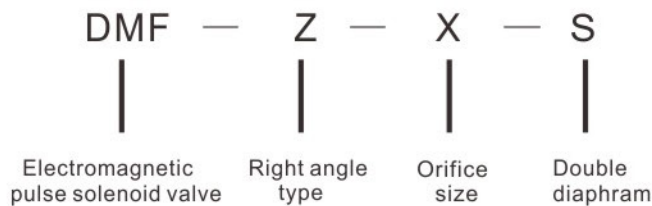
### Working Principle

The pulse valve diaphragm is divided into two, gas chamber (Front & back), when switching compressed air, compressed air through the throttle orifice into the gas chamber after at this time of the gas chamber pressure will diaphragm components.

Close to the valve outlets, pulse valve is in "closed" status. Pulse injection control instrument signal that the pulse valve bit back, after the gas Room put stomatal open, and the gas chamber pressure loss after quickly, diaphragm components moved, the compressed air. A valve lose export injection, pulse valve in the "open" status. Pulse injection control instrument signal disappears, solenoid pulse valve bit reset, gas after.

Room put stomatal closure, the gas chamber pressure after increase is clingy valve diaphragm components of outlets, solenoid pulse valve and in "closed" status.

### Model Implication

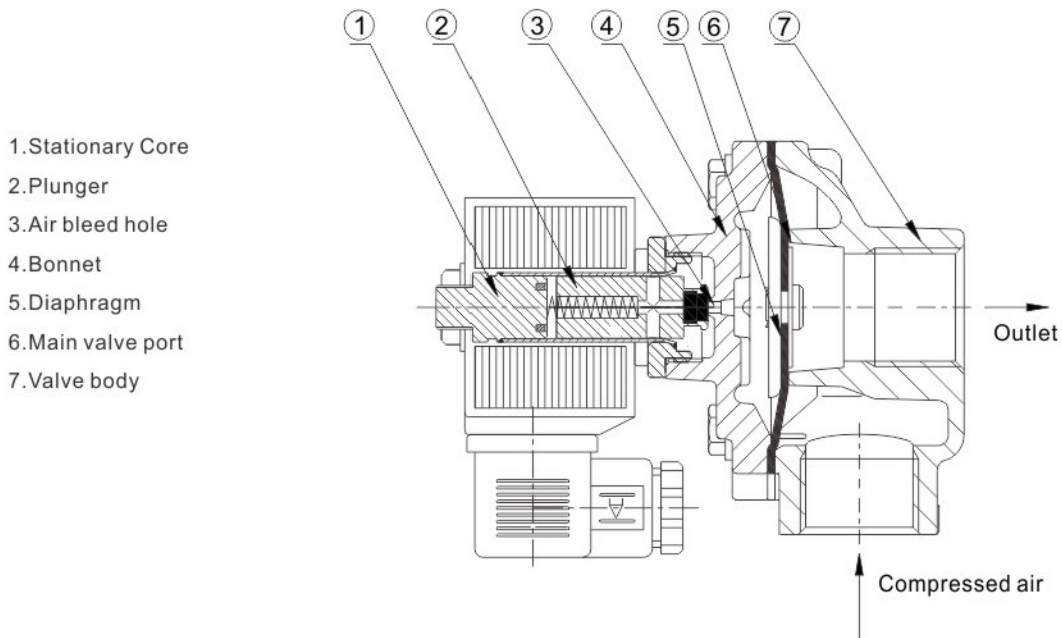


### Valve Selection List

Cale	Model	Orifice size		Number Of Seal	Inlet Pipe Size	Outlet Pipe Size	Weight (KG)
		Metric	Inch				
1	DMF-Z-20	φ20	3/4"	1	G3/4 "	G3/4 "	0.75
2	DMF-Z-25	φ25	1"	1	G1 "	G1 "	0.7
3	DMF-Z-40S	φ40	1 1/2"	2	G1 1/2 "	G1 1/2 "	1.3
4	DMF-Z-50S	φ50	2"	2	G2 "	G2 "	2.65
5	DMF-Z-62S	φ62	2 1/2"	2	G2 1/2 "	G2 1/2 "	2.3

# DMF-Z right angle type latching solenoid valve

## Construction external dimensions chart



- 1. Stationary Core
- 2. Plunger
- 3. Air bleed hole
- 4. Bonnet
- 5. Diaphragm
- 6. Main valve port
- 7. Valve body

## Technical parameters

Working pressure: 0.035MPa ~ 0.8MPa

Working: Clean air

Voltage: AC220V/230V/240V/110V/24V 50/60HZ 10.5VA DC24V/12V 18.5W

Ambient temperature: 0°C ~ 65°C

The lifetime: 1000000 or 3 years

## Material

Valve body: Aluminum alloy

Pilot Components: IJ117

Diaphragm: NBR

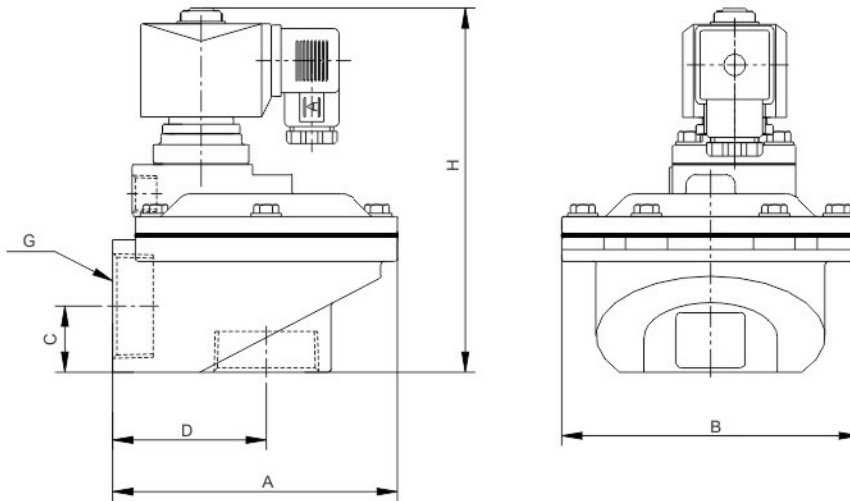
Spring: SS302

Fastener: SS304

# Sanlixin Solenoid Valve

## **DMF-Z right angle type latching solenoid valve**

### Structure Size



Model	A	B	C	D	G	H
DMF-Z-20	89	75	21	51	G3/4	123
DMF-Z-25	89	75	21	51	G1"	123
DMF-Z-40S	132	132	30	71	1 1/2"	163
DMF-Z-50S	168	168	45	95	2"	206
DMF-Z-62S	168	168	45	95	2 1/2"	206

### Installation method

Solenoid pulse valve input(IN) and air bag is connected to the metal the antput termind filter in connection with spray wind connection between thread fill in seal materialc teflon or seal pustes it's good to tighten the seal.

