


SK51 type DUCTILE IRON STEAM TRAP

CHARACTERISTICS

The SK 51 is a float trap dedicated to the draining of condensate in steam lines. The SK51 has a ductile iron body with either PN16/25 flanged or BSP threaded connections with face to face dimensions complying with the DIN 2533 standard. This steam trap can drain large quantities of condensate and is well adapted to flow rate changes. Consequently, it is recommended for process draining in heat exchangers, autoclaves, and condensers in the field of chemical processing and food and drugs industries. The standard version of the SK51 is equipped with a thermostatic capsule for air elimination at start-up. It must be installed horizontally and several mechanisms are available depending on the pressure differential.

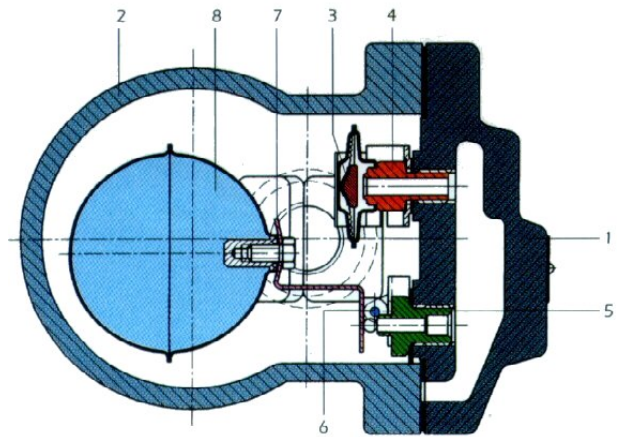


LIMITS OF USE

Max. allowable pressure (PS)	16 bar
Max. allowable temperature (TS)	250 °C

CONSTRUCTION

#	Item	Material
1	Body	SG iron EN-GJS-400-18
2	Cover	SG iron EN-GJS-400-18
3	Gasket	Graphite-SS
4	Thermostatic capsule	Stainless steel / hastelloy
5	Seat (air drain)	304 stainless steel
6	Seat (condensate)	304 stainless steel
7	Lever	304 stainless steel
8	Float	304 stainless steel



AVAILABLE ITEMS

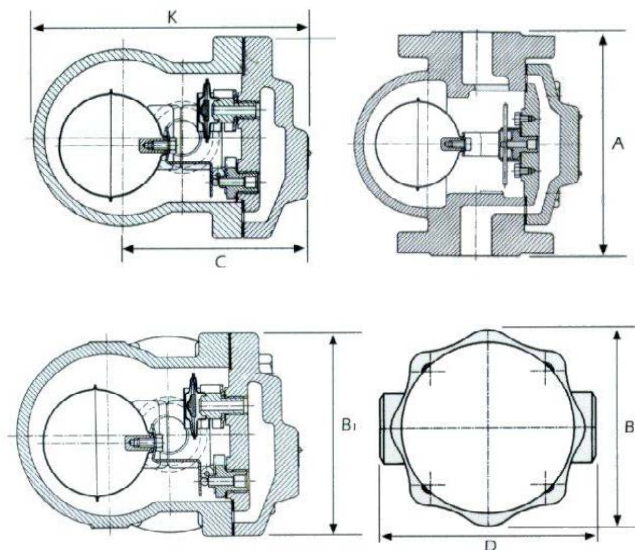
BSP threaded connections: 1/2" - 3/4" - 1"
 PN16/25/40 flanged connections: DN15, 20 and 25
 ΔP 4.5 / 10 / 14 bar

EC 97/23 DIRECTIVE CATEGORY

Excluded – Article 3, § 3

DIMENSIONS (mm)

DN	A	K	B	B1	C	D
15	150	150	108	105	68	122
20	150	150	108	105	68	122
25	160	167	108	110	107	145

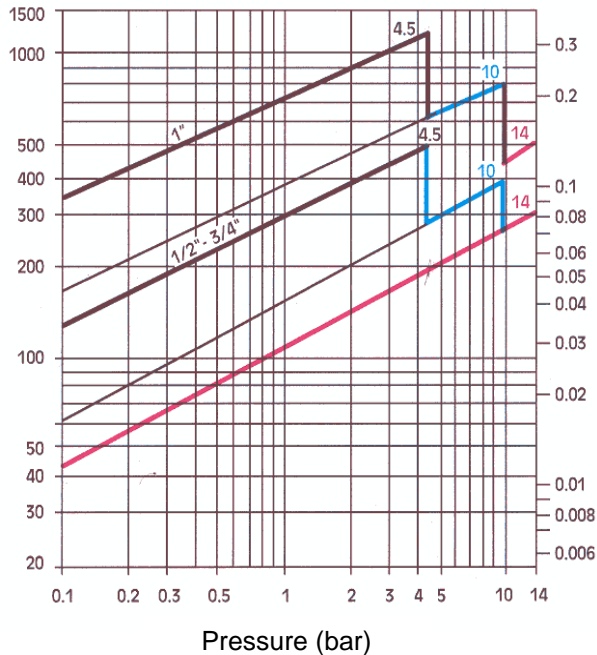


Technical data given for information purpose only. May be subject to alteration without prior notice

	SECTORIEL S.A. 45, rue du Ruisseau 38290 Saint Quentin-Fallavier – FRANCE Tel.: +33 474 94 90 70 – Fax: +33 474 94 13 95 www.sectoriel.fr / email: sectoriel@sectoriel.fr	Page	1/2
		Ref.	FT 1510 GB
		Rev.	5
		Date	03/2009

SK51 type DUCTILE IRON STEAM TRAP

FLOW RATES (kg/h)



INSTRUCTIONS FOR INSTALLATION

The SK51 steam trap has to be installed lower than the pipework to drain. It is delivered for a horizontal mounting standard. The SK51 can be delivered for a vertical installation, on request only. Upstream from the steam trap, it is recommended to install a Y strainer in order to avoid damages caused by impurities on the steam trap seat. The steam trap outlet has to be connected to the condensate return system or directed to waste. In this case, please respect the maximum temperature allowance for the environment.

The SK steam trap mounting position is very important for its effective operation. 2 mounting instructions should be respected:

- 1/ The SK has to be installed in a horizontal position, following the direction of the arrow marked on the body: steam upstream and condensate downstream.
- 2/ The arrow marked on the nameplate has to point downwards.

Before installing the steam trap, isolate and depressurize the line. Please wait until the complete cooling of the system.

Carefully clean the upstream piping.

Fix the steam trap on the pipes after having checked the above mounting instructions.

For the flanged SK steam trap, please choose flange gaskets that are adapted to the use on steam. Use the below nut type:

Size	# of bolts	Diameter	Length
15 and 20	4	M14	50
25	4	M16	60
32, 40 and 50	4	M16	110

DISMANTLING AND MAINTENANCE

It is not necessary to remove the steam trap to proceed to its maintenance.

1. Shut the upstream isolating valve off.
2. Drain the downstream piping.
3. Please make sure that there is no pressure and no temperature.
4. Unscrew the 4 screws and remove cover (*mark 2 on the drawing, page 1*).
5. Check the float (*mark 8*) and the whole mechanism conditions, particularly the seat condition (*mark 6*). Clean and repair the damaged pieces if necessary.
6. Check the thermostatic air eliminator (*mark 4*) and the seat condition. Replace the air eliminator if necessary and clean the seat.
7. Remount the cover (*mark 2*) by changing the body gasket (*mark 3*).

Technical data given for information purpose only. May be subject to alteration without prior notice

	SECTORIEL S.A.	Page	2/2
	45, rue du Ruisseau	Ref.	FT 1510 GB
	38290 Saint Quentin-Fallavier – FRANCE	Rev.	5
	Tel.: +33 474 94 90 70 – Fax: +33 474 94 13 95	Date	03/2009
	www.sectoriel.fr / email: sectoriel@sectoriel.fr		